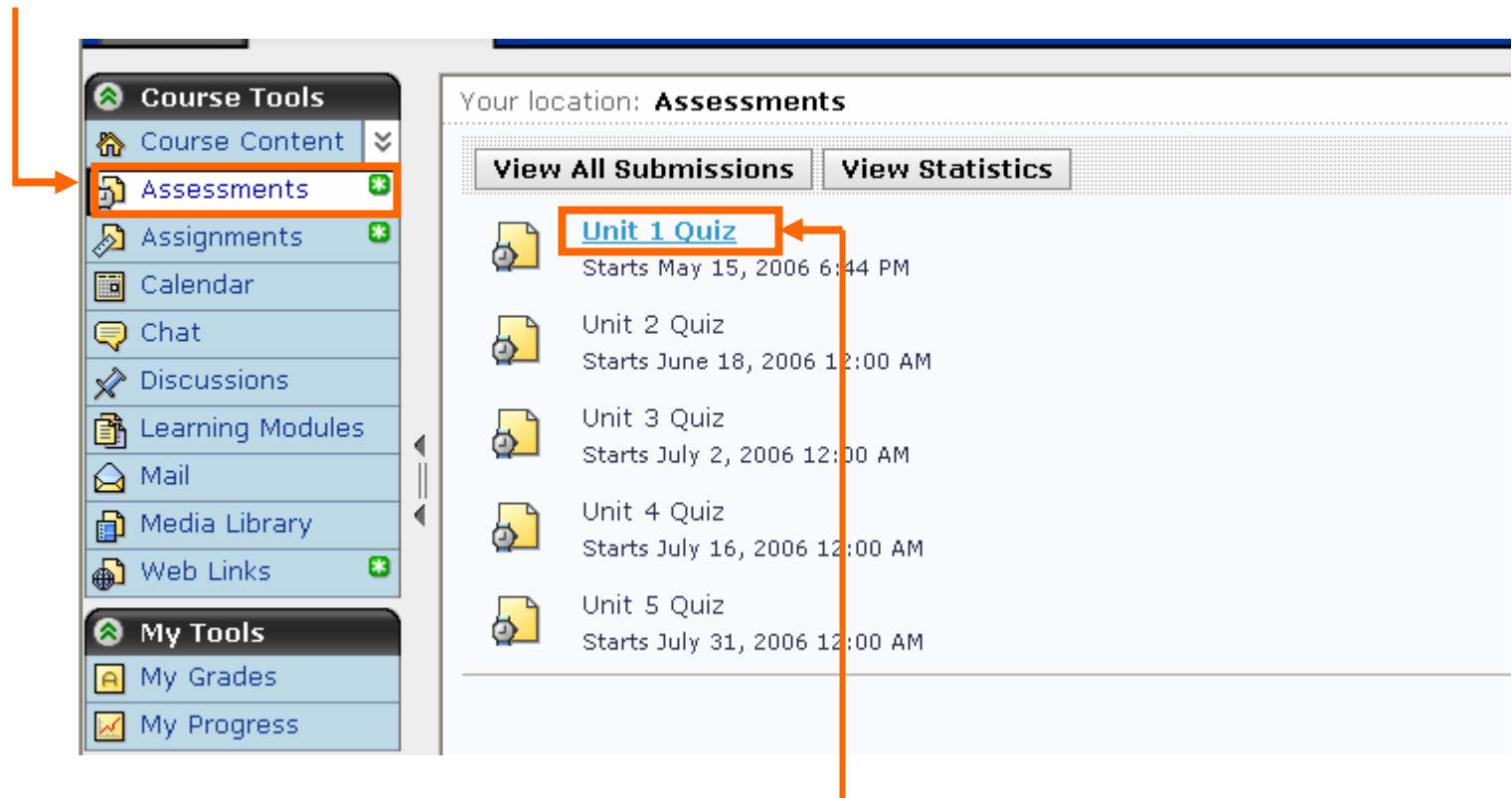


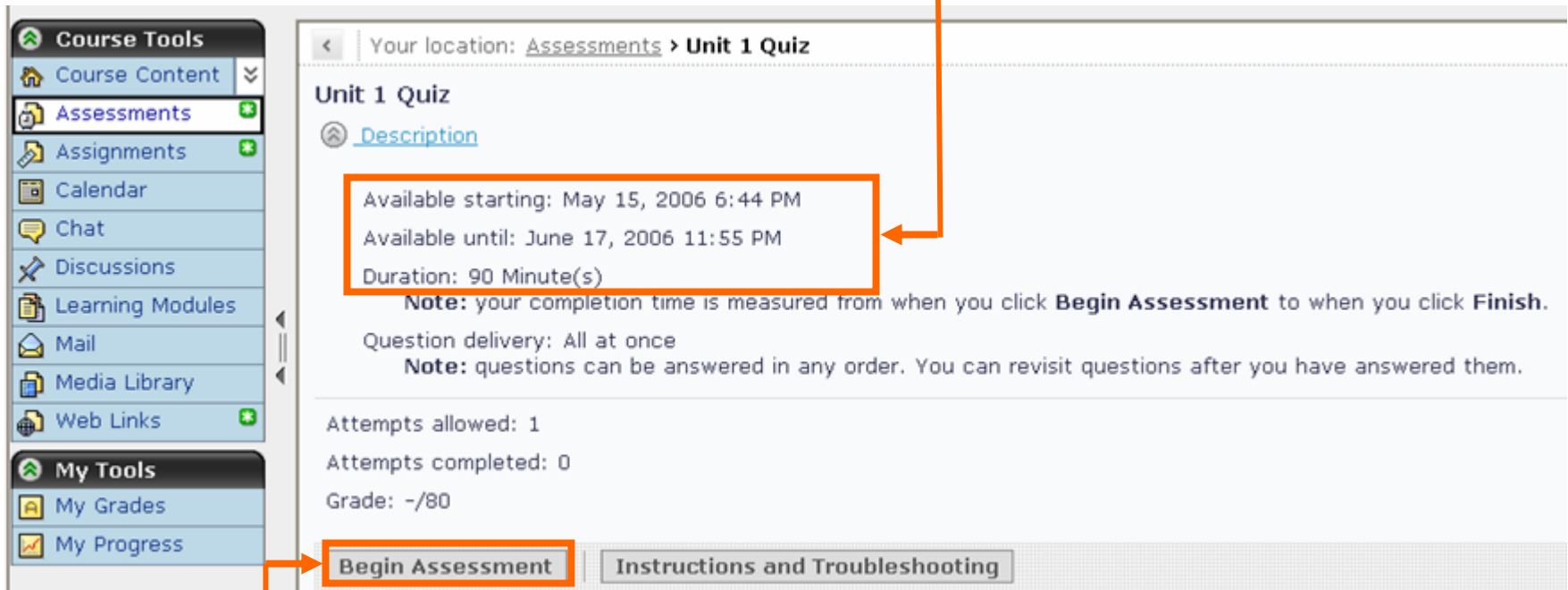
Quiz Tutorial

1. Click the **Assessments** tab on the **Course Tools** menu.



2. Click on the link to take the assessment (quiz/test).

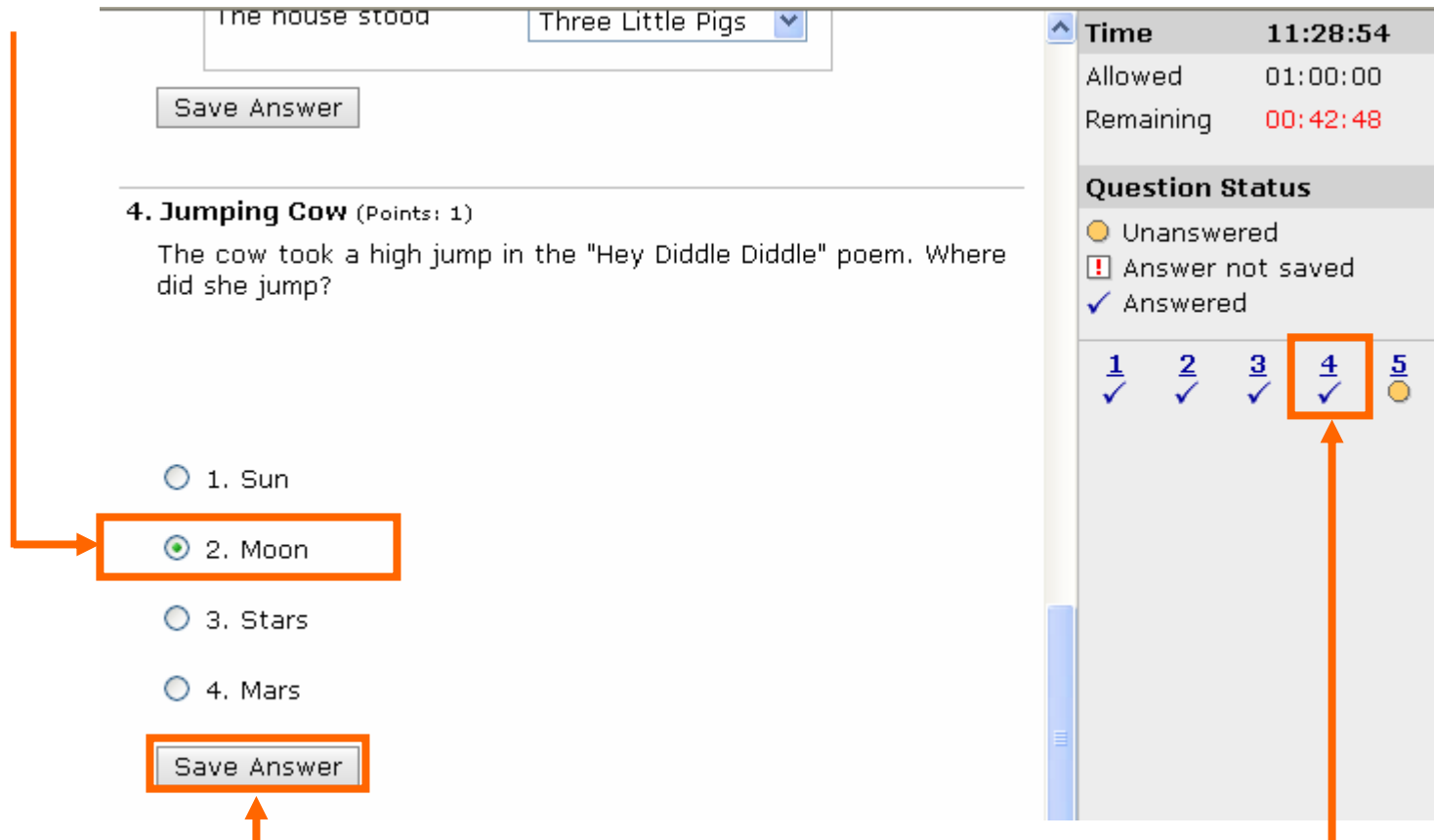
3. The available **starting** and **ending** dates appear indicating the length of time the quiz is open.



The screenshot shows the 'Unit 1 Quiz' interface. On the left is a 'Course Tools' sidebar with options like Course Content, Assessments, Assignments, Calendar, Chat, Discussions, Learning Modules, Mail, Media Library, and Web Links. Below that is a 'My Tools' section with My Grades and My Progress. The main content area shows the quiz details: 'Unit 1 Quiz', a 'Description' link, and a box containing 'Available starting: May 15, 2006 6:44 PM', 'Available until: June 17, 2006 11:55 PM', and 'Duration: 90 Minute(s)'. Below this is a 'Note' about completion time, 'Question delivery: All at once', and another 'Note' about question order. At the bottom, it shows 'Attempts allowed: 1', 'Attempts completed: 0', and 'Grade: -/80'. Two buttons are visible: 'Begin Assessment' and 'Instructions and Troubleshooting'. Orange arrows point from the text in step 3 to the date and time information in the quiz details, and from the text in step 4 to the 'Begin Assessment' button.

4. Click the **Begin Assessment** button to take the assessment, noting that most quizzes/tests can only be taken once (**Attempts allowed**).

5. Click in the bubble of each correct answer.



The house stood Three Little Pigs

Save Answer

4. Jumping Cow (Points: 1)
The cow took a high jump in the "Hey Diddle Diddle" poem. Where did she jump?

1. Sun

2. Moon

3. Stars

4. Mars

Save Answer

Time 11:28:54

Allowed 01:00:00

Remaining 00:42:48

Question Status

Unanswered

Answer not saved

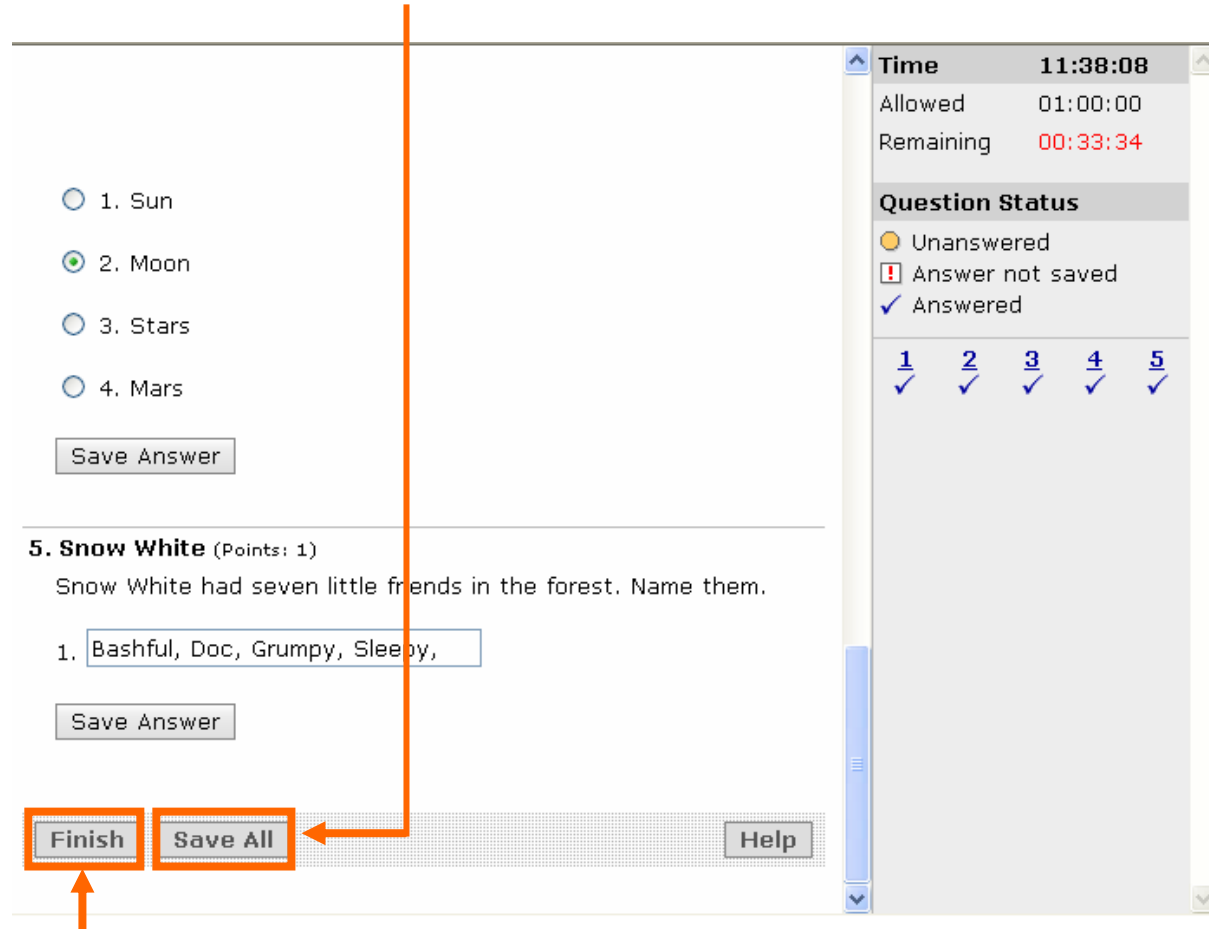
Answered

1 ✓ 2 ✓ 3 ✓ **4** ✓ 5 ○

6. Click the **Save Answer** button. A checkmark will appear under the question number in the **Question Status** area.

7.

When finished, click the **Save All** button to ensure that all answers are saved.



1. Sun
2. Moon
3. Stars
4. Mars

Save Answer

5. **Snow White** (Points: 1)
Snow White had seven little friends in the forest. Name them.

1. Bashful, Doc, Grumpy, Sleepy,

Save Answer

Finish Save All Help

Time 11:38:08
Allowed 01:00:00
Remaining 00:33:34

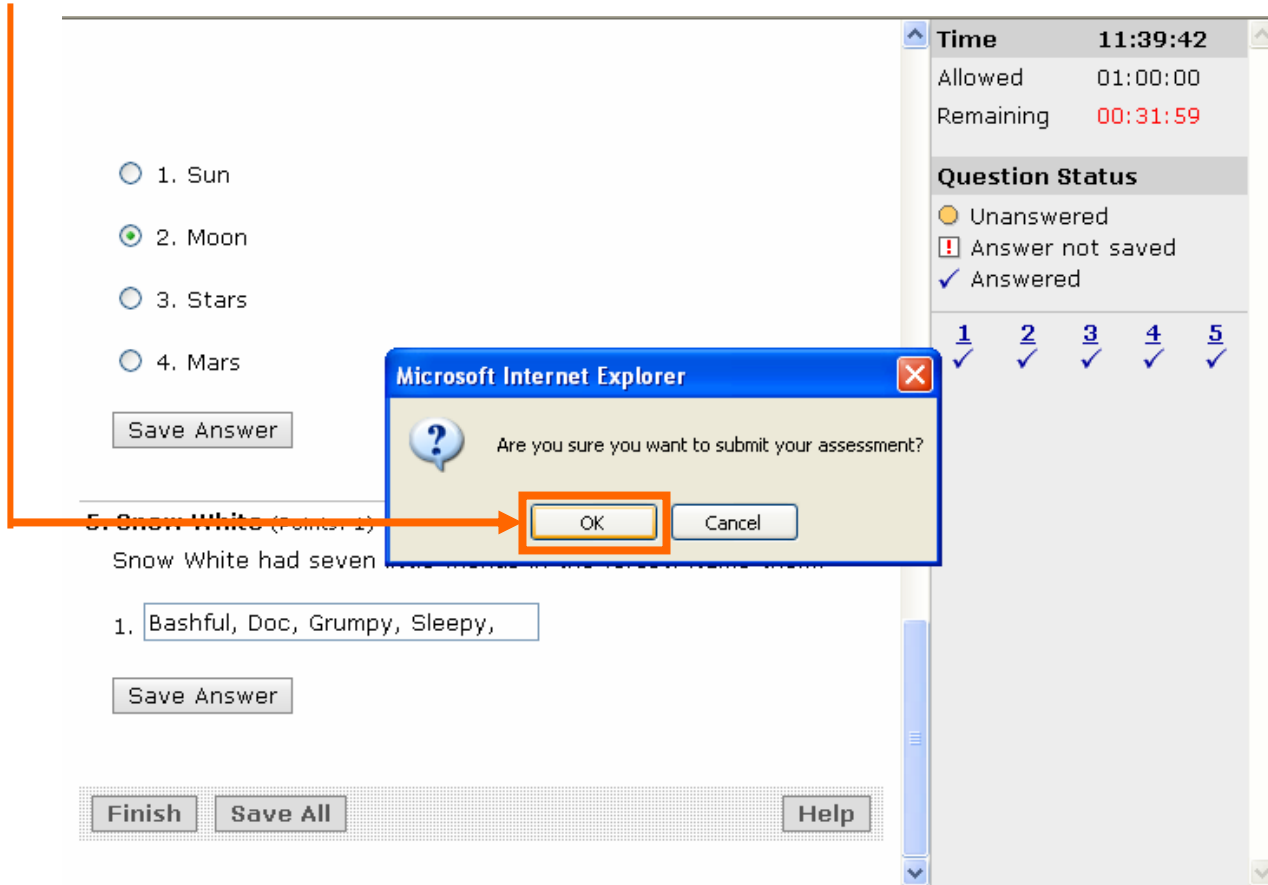
Question Status
Unanswered
Answer not saved
Answered

1 2 3 4 5
✓ ✓ ✓ ✓ ✓

8.

Then, click the **Finish** button to submit the assessment (quiz/test).

9. Click the **OK** button to submit the assessment for grading.



The screenshot shows an online assessment interface. On the left, there are four multiple-choice questions with radio buttons. The second question, "2. Moon", is selected. Below the questions are "Save Answer" buttons. A "Microsoft Internet Explorer" dialog box is overlaid in the center, asking "Are you sure you want to submit your assessment?". The "OK" button in the dialog is highlighted with an orange box, and an orange arrow points from the instruction text to it. On the right side of the interface, there is a sidebar with a "Time" section showing "11:39:42", "Allowed" time of "01:00:00", and "Remaining" time of "00:31:59". Below that is a "Question Status" section with "Unanswered", "Answer not saved", and "Answered" indicators. At the bottom of the sidebar, there are five question indicators (1-5) with checkmarks. At the bottom of the main interface, there are "Finish", "Save All", and "Help" buttons.

10. Then, click the **OK** button on the next screen.